

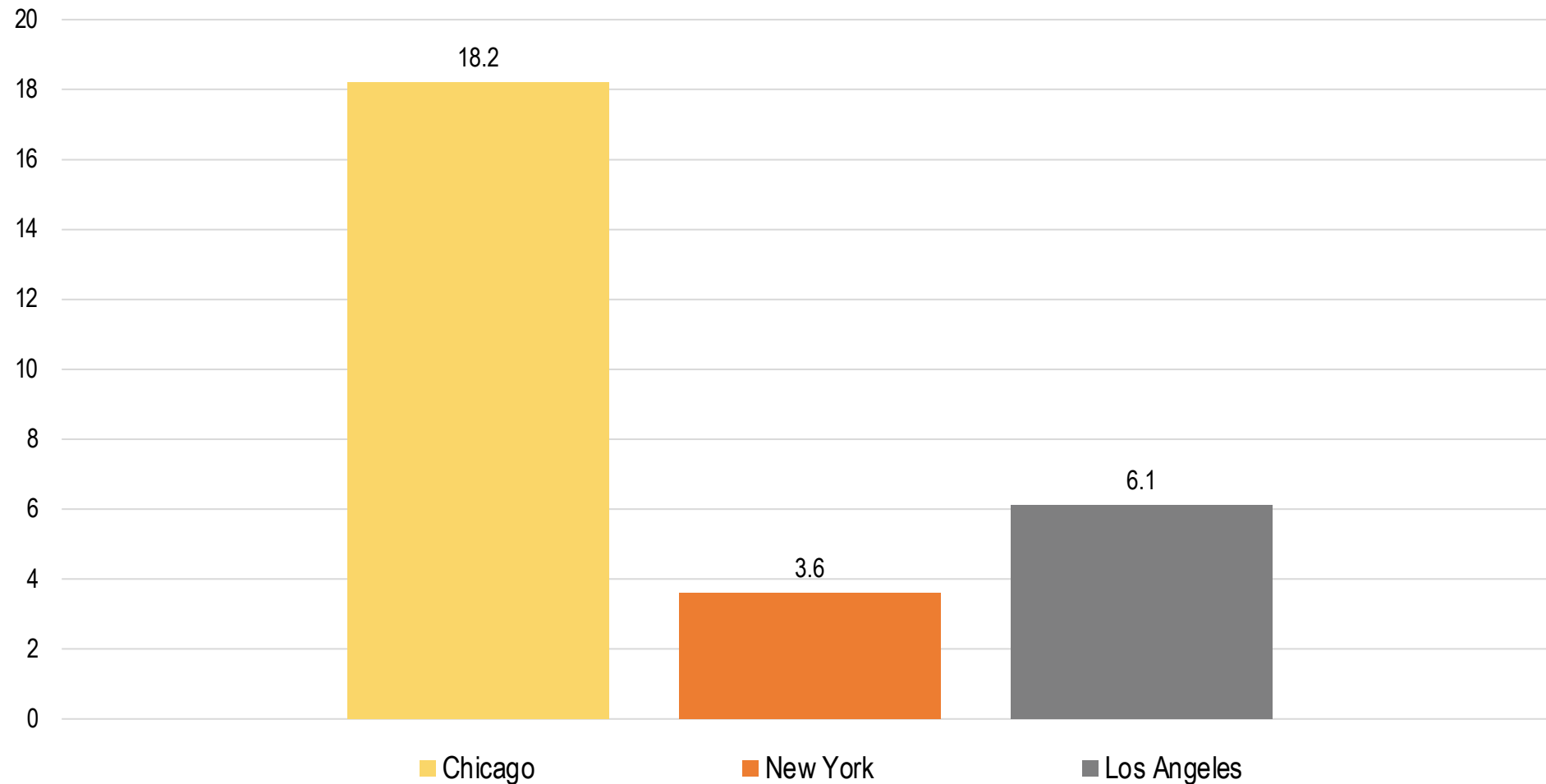


REIMAGINING PUBLIC SAFETY

October 6, 2020

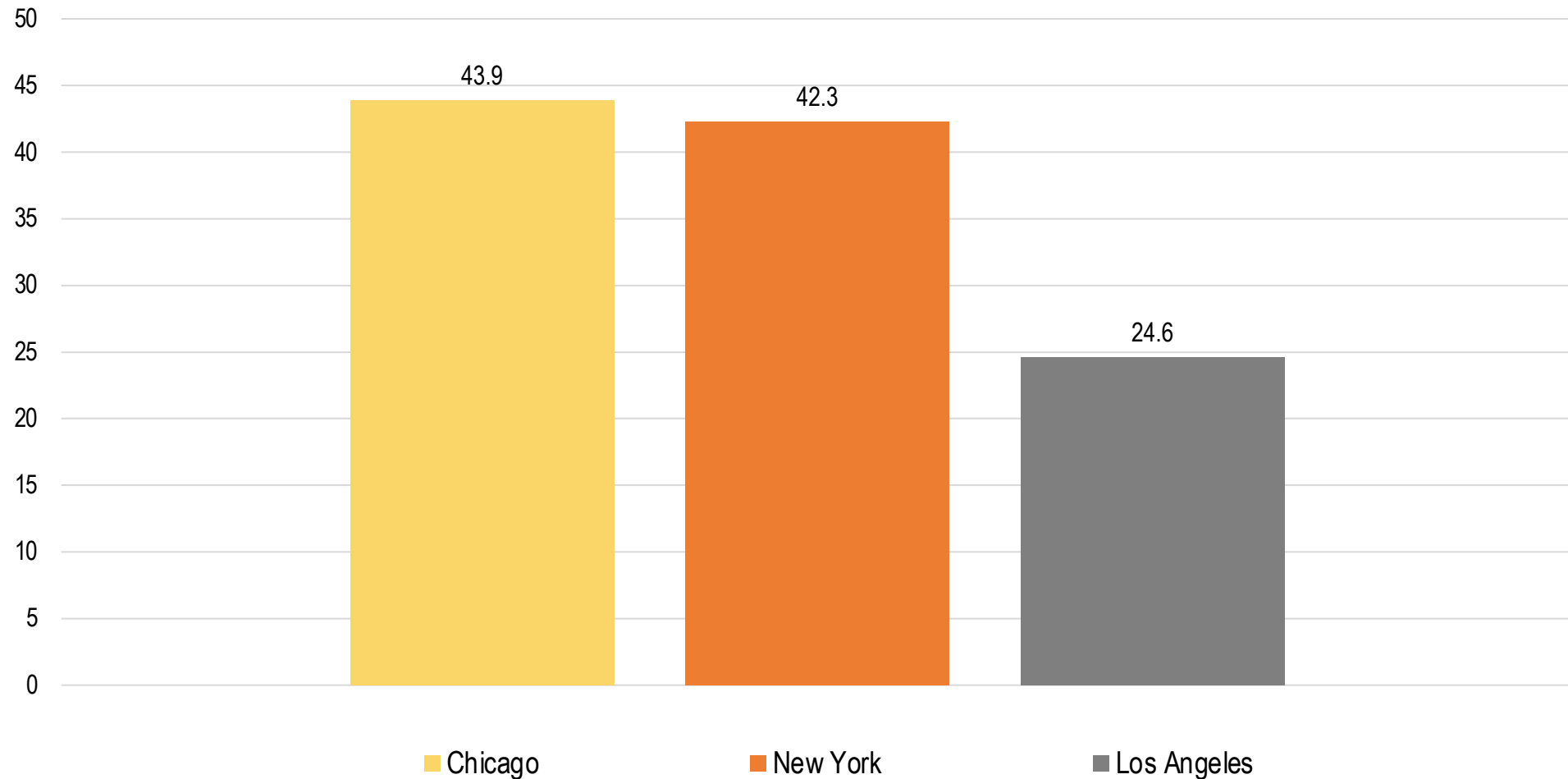
CHICAGO HAS 5X THE GUN VIOLENCE OF NEW YORK AND 3X THE GUN VIOLENCE OF LOS ANGELES

Murders per 100,000 Residents in 2019

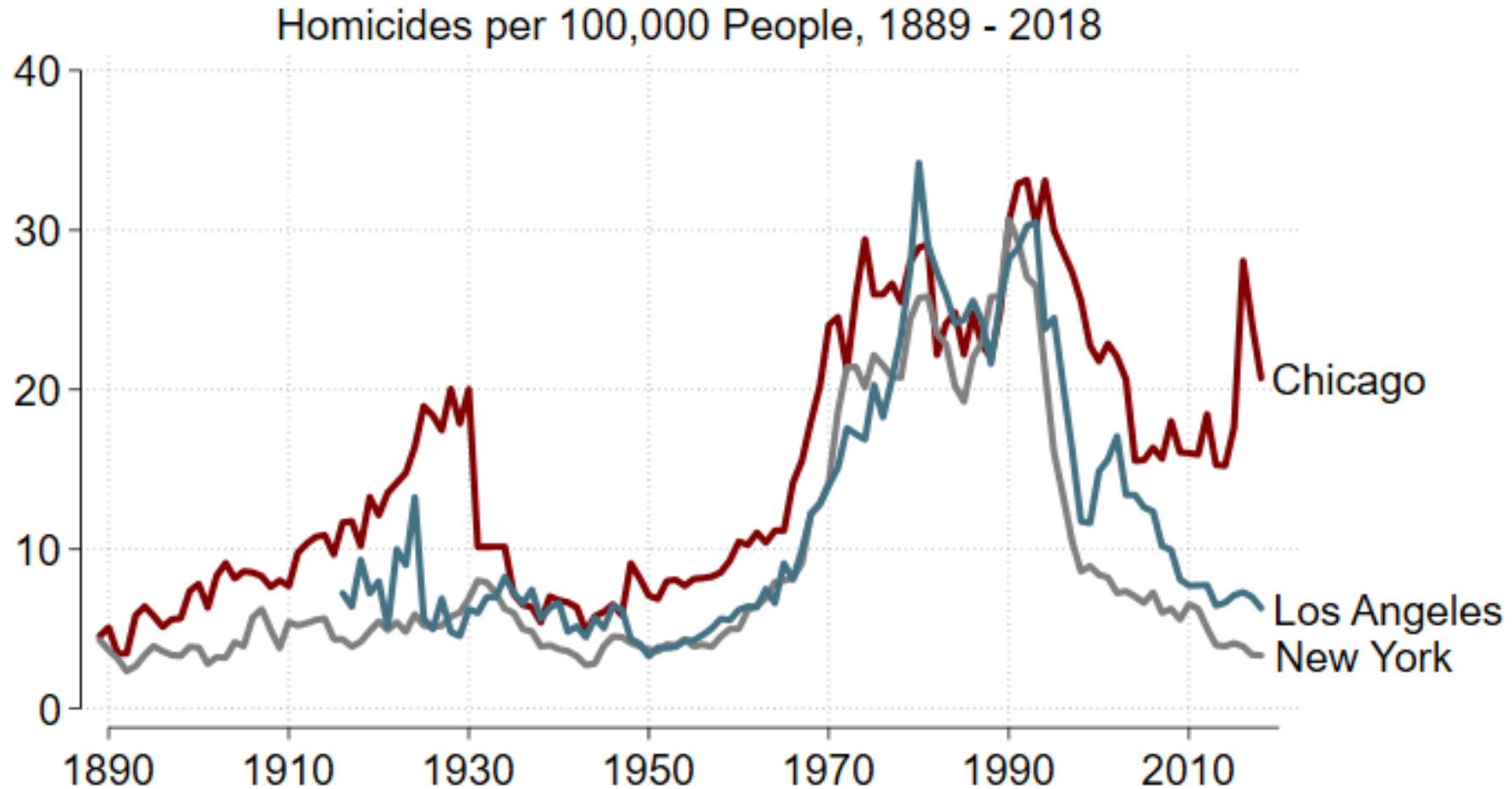


CHICAGO HAS NEARLY 2X AS MANY POLICE PER CAPITA AS L.A. -- ABOUT THE SAME AS NEW YORK

Police per 10,000 Residents in 2019



OTHER CITIES HAVE REDUCED GUN VIOLENCE; CHICAGO HAS NOT



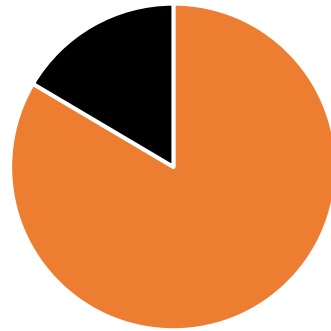
CHICAGO'S CLEARANCE RATE IS WAY BELOW LOS ANGELES AND NEW YORK CITY

Percent of Murders Cleared in 2018



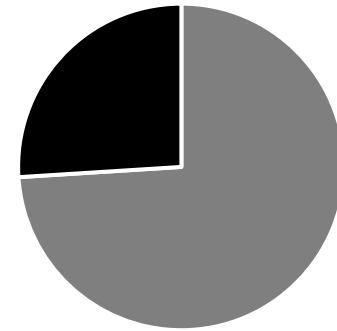
45%

CHICAGO



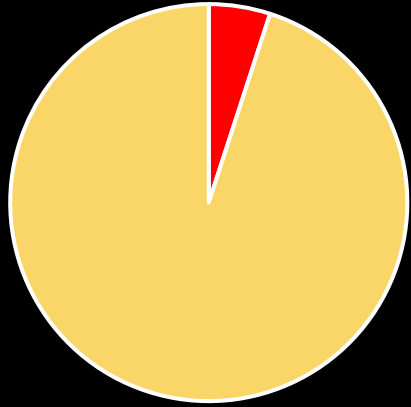
83.5%

NEW YORK

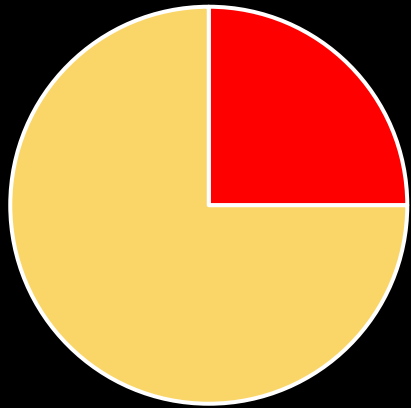


74%

LOS
ANGELES

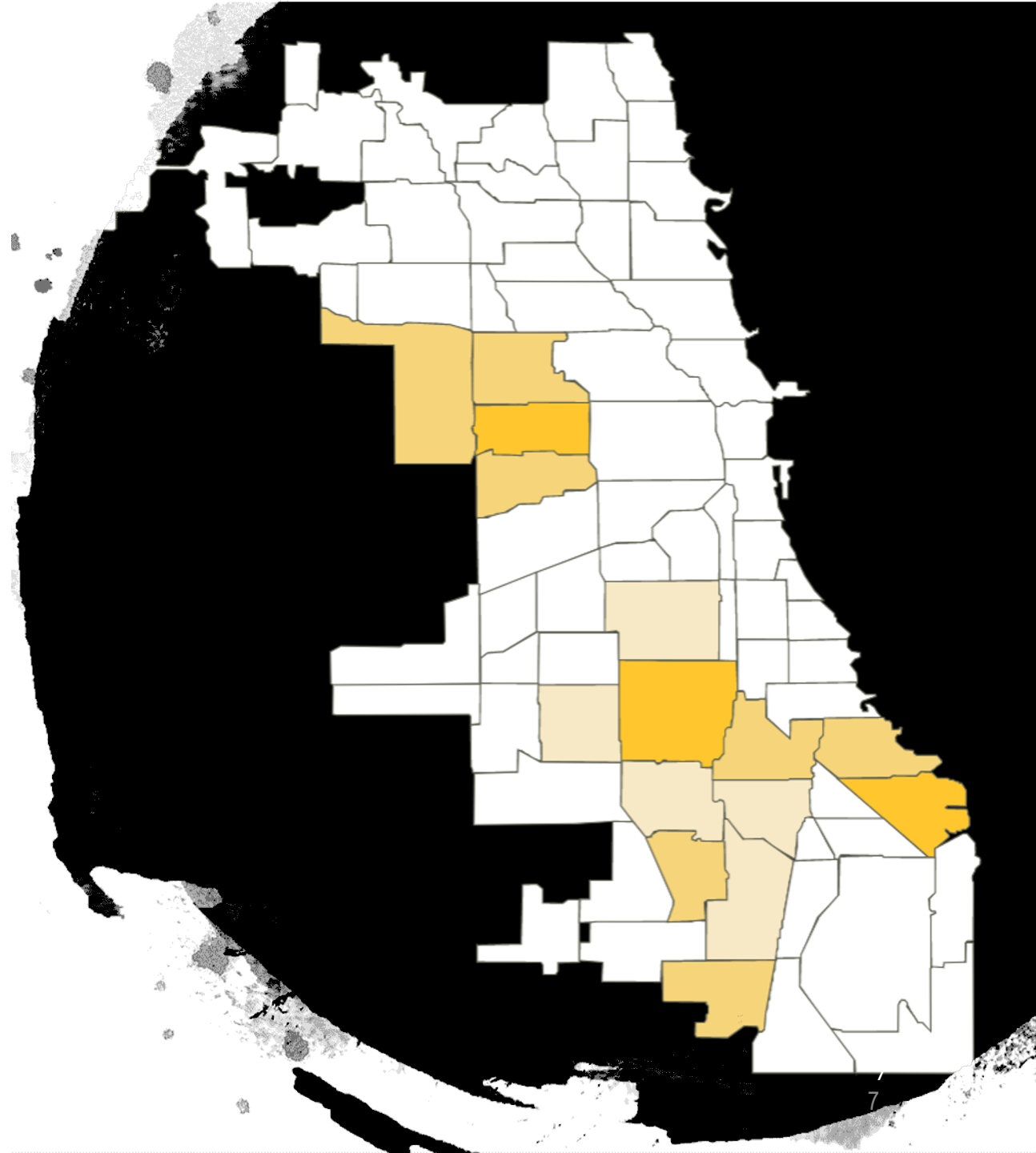


The US represents less than **5%** of the world's population and nearly **25%** of the world's prison population.



- If mass incarceration made us safer, the US would be the safest country in the world.
- If more police made us safer, Chicago would be the safest city in America.

- Nearly 80% of gun violence takes place in 15 of Chicago's 77 neighborhoods.
- Most victims are young Black men between the ages of 16 and 32.
- Chicago CRED and our many community partners focus on those 15 south and west side communities.



ESTIMATED COST OF GUN VIOLENCE IN CHICAGO

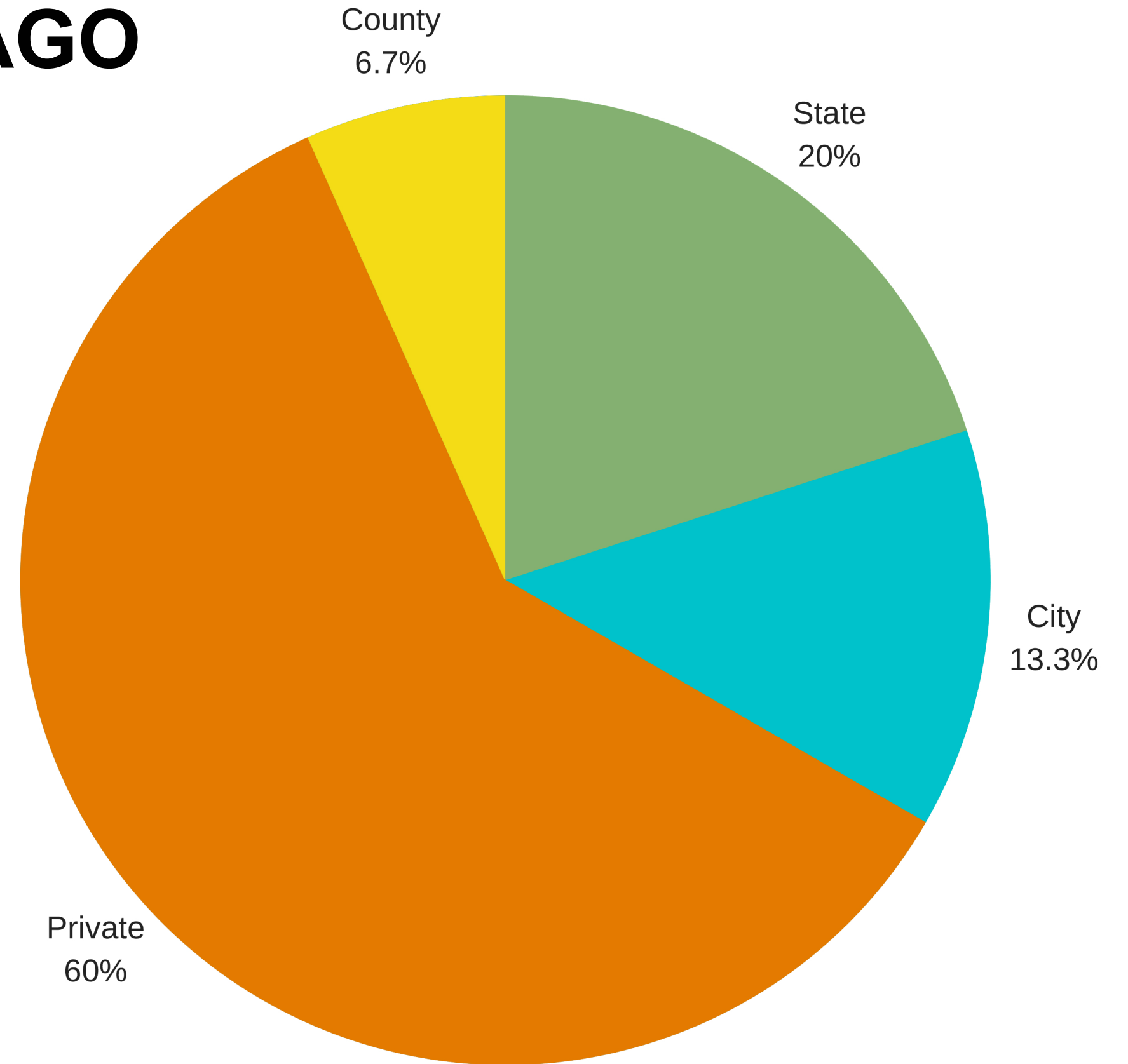
\$3.65 BILLION YTD



- So far this year, gun violence has cost Chicago about \$3.65B for policing, prosecution, incarceration and health care.
- 538 homicides x \$1.5 million per homicide = \$807 million.
- 2,941 non-fatal shootings (NFS) x \$967,000 per NFS = \$2.84 billion.

ESTIMATED FY2021 CHICAGO VIOLENCE PREVENTION SPENDING BY SOURCE

- STATE: \$15,000,000
- CITY: \$10,000,000
- PRIVATE: \$45,000,000
- COUNTY: \$5,000,000
- TOTAL: \$75,000,000



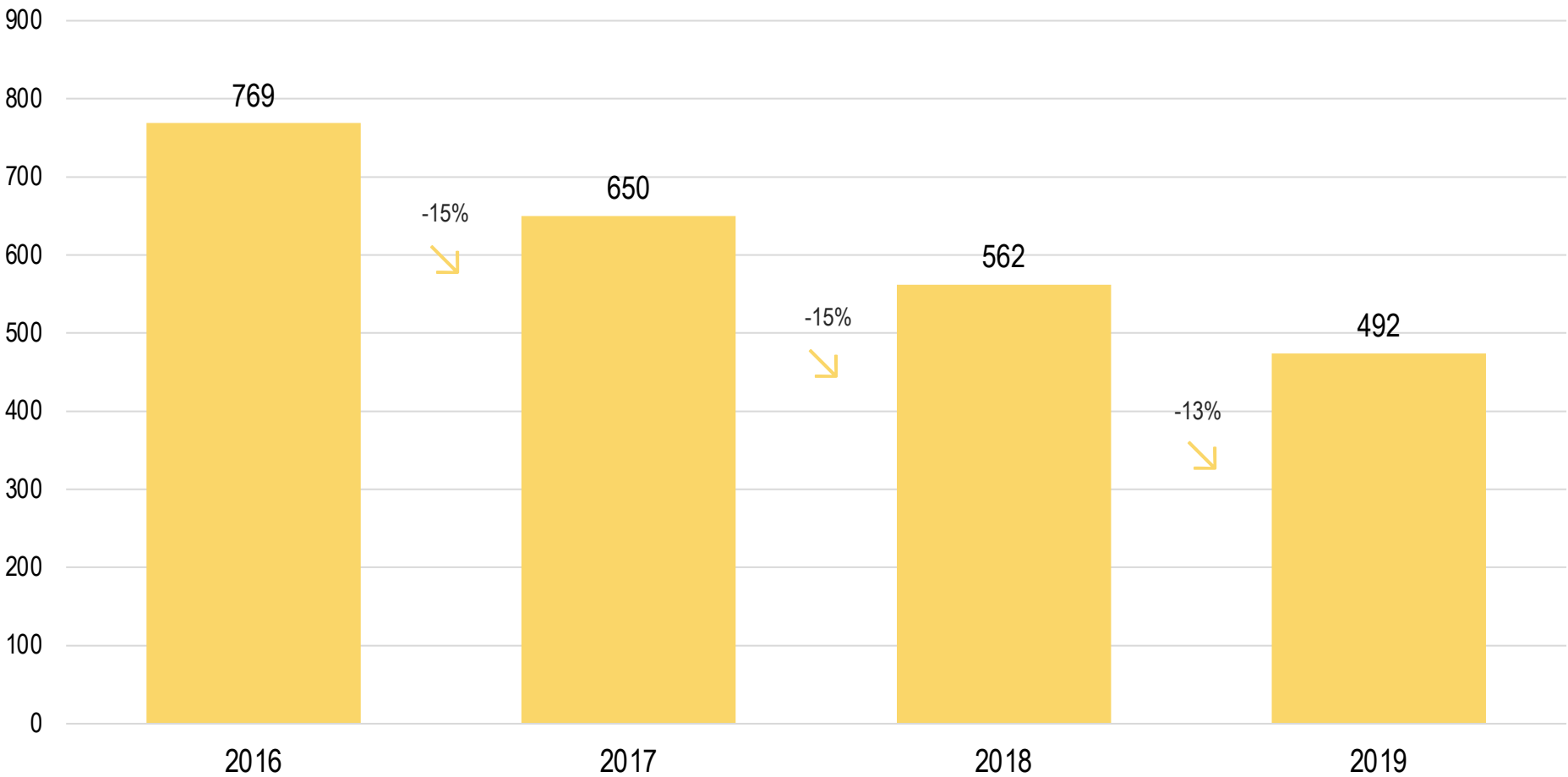
* TOP 15 VIOLENT NEIGHBORHOODS AND FY21 VIOLENCE PREVENTION SPENDING ESTIMATE

NEIGHBORHOOD	VIOLENCE PREVENTION SPENDING	2019 VIOLENCE INCIDENTS RANKING PER PERSON
West Garfield	\$3,379,495	1
North Lawndale	\$6,843,337	2
Englewood	3,016,141	3
East Garfield	950,000	4
Austin	\$3,606,662	5
Roseland	\$10,000,000	6
Humboldt Park	1,500,000	7
Greater Grand Crossing	\$800,000	8
West Englewood	\$3,016,141	9
Auburn Gresham	\$1,113,705	10
South Shore	\$750,000	11
South Chicago	\$600,000	12
Washington Park	\$800,000	13
Chatham	\$700,000	14
Chicago Lawn	\$785,000	15

* CARES ACT RESOURCES NOT INCLUDED BY COMMUNITY AREA.

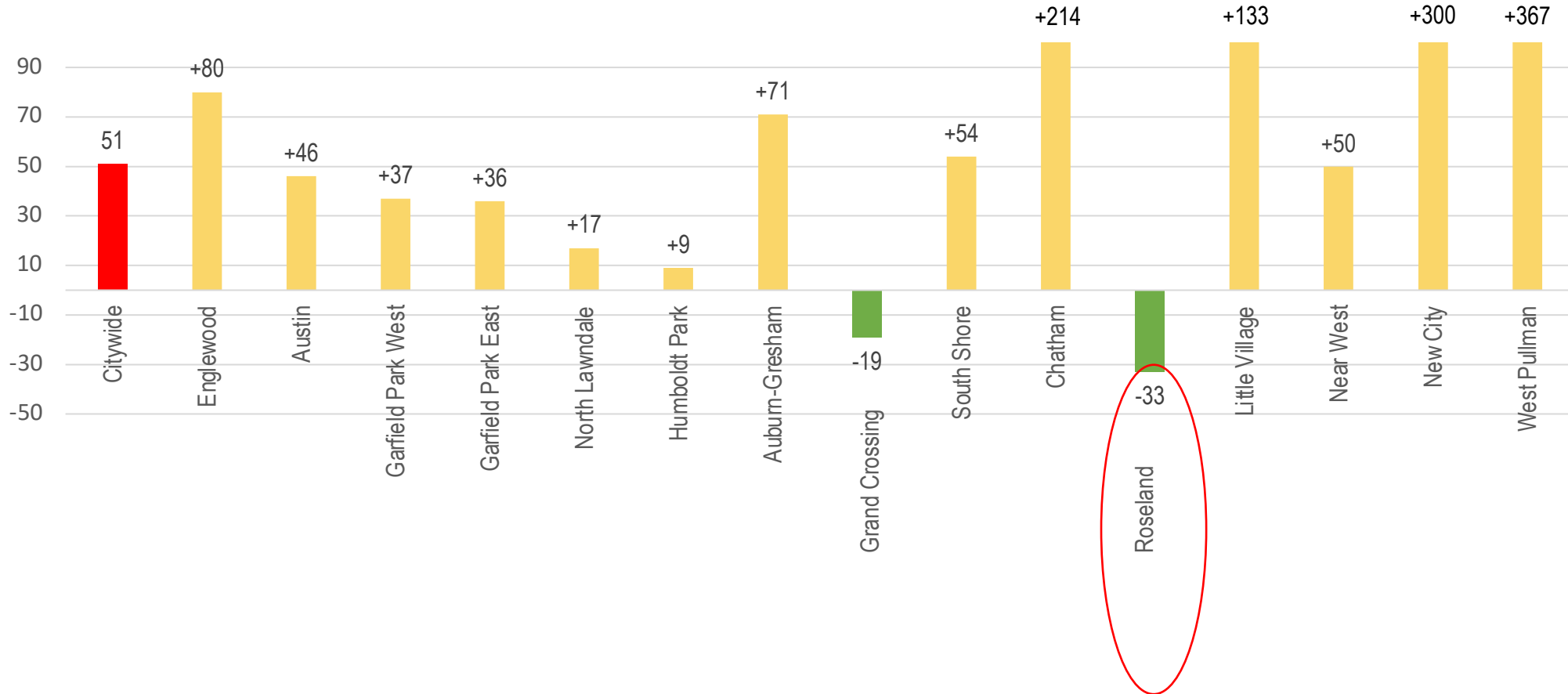
HOMICIDES STEADILY DECLINED 2016-19

Homicide Victims in Chicago 2016-2019



IN 2020, HOMICIDES ARE UP 51% CITYWIDE, BUT ROSELAND HAS SEEN A 33% DECLINE

% Change in Fatal Shootings from 2019-2020



Of the 15 most violent neighborhoods in the city Roseland has the largest decline in fatal shootings (-33%). It is one of only two of the most violent communities to go down. Source: City of Chicago

THE ROSELAND STORY

- We began working in Roseland in 2016 and have served a total of 310 participants.
- Approximately 45-50 cliques and crews in Roseland.
- Our team includes:
 - 39 Outreach Workers (including FLIP)
 - 10 Life Coaches
 - 10 Clinicians
 - 10 Employment & Training Staff
 - 3 Education Team Members
- Est. Cost: \$10 million/year, including stipends for participants.

RESULTS: Our outreach team has negotiated 5 non-aggression agreements and 2 peace treaties and mediated hundreds of individual disputes.





ROSELAND VIDEO

- Wendy Jones – Youth Peace Center of Roseland
- Jervon Hicks – Life Coach
- Malik Tiger – Participant in CRED



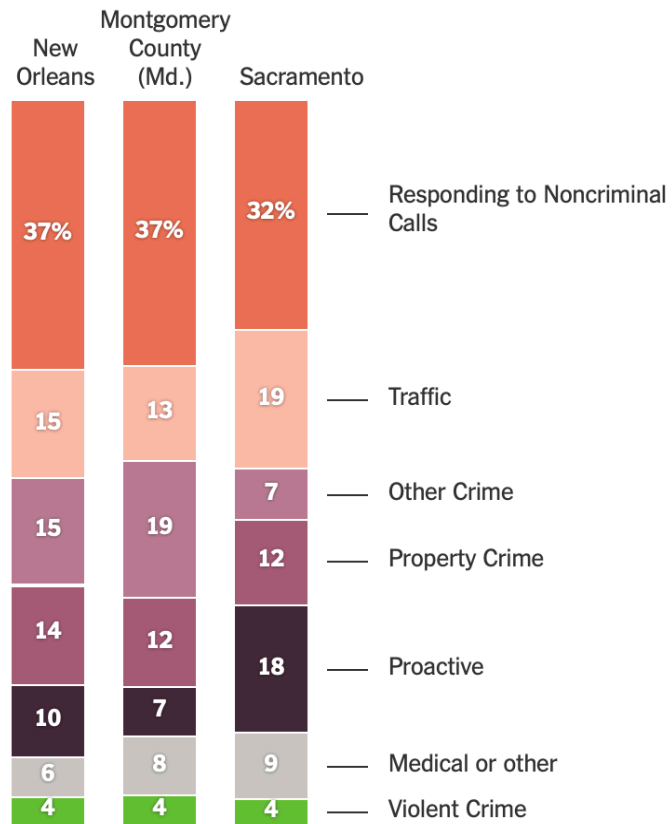
REIMAGINING PUBLIC SAFETY A PROPOSAL

October 6, 2020

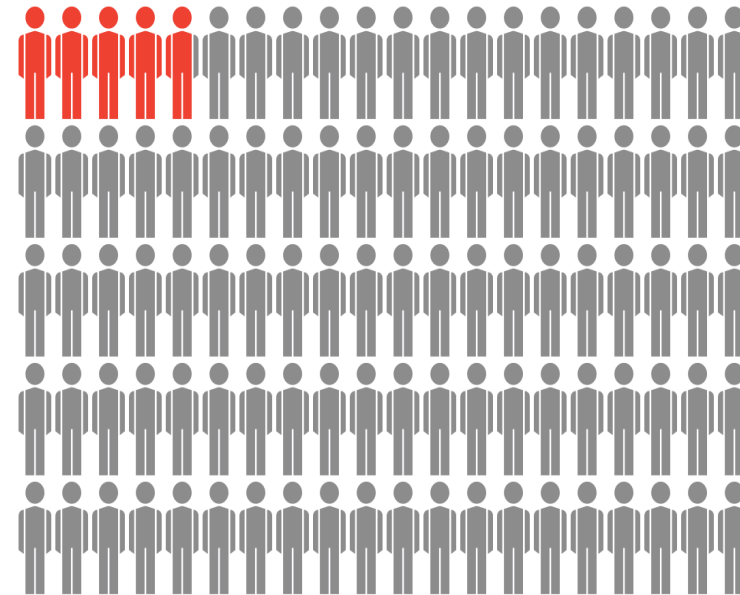
RATIO OF CITY SPENDING ON POLICING VS. VIOLENCE PREVENTION: 150-1

- Police budget 2020: ~\$1.65 billion, including:
 - Overtime costs 2020 (projected): \$140 million*
 - Legal settlements 2020 (projected): \$153 million
- City-funded violence prevention 2020: \$11 million
- Private funding for violence prevention: ~\$50M (2020)

LESS THAN 5% OF POLICE TIME IS SPENT ON VIOLENT CRIME; 95% OF ARRESTS ARE FOR NON-VIOLENT CRIMES (national studies)



In 2016, an estimated 4.83% of the U.S. arrests were made for major violent offenses.



Source: NYT –June 19, 2020
<https://www.nytimes.com/2020/06/19/upshot/unrest-police-time-violent-crime.html>

Source: Vera Institute -- <https://arresttrends.vera.org/arrests>

REIMAGINING PUBLIC SAFETY: FEWER POLICE, FEWER ARRESTS, MORE COMMUNITY SERVICES

- By shrinking the police force annually through attrition, we can redirect hundreds of millions of dollars into:
 - Outreach
 - Mental Health
 - Job Training/Placement
 - Life Coaches
 - Education
- Fewer arrests for non-violent crimes frees up police to focus on violent crime.
- Retiring police at the top of the pay scale can cost as much as \$250,000 per year.
- Conservatively, 1,000 positions left unfilled could generate \$150-200 million.
- The Chicago Police Department currently has 846 vacancies.

QUESTIONS?